




**AMDRO**  
PRO Fire Ant Bait

# AMDRO<sup>®</sup>

PRO Fire Ant Bait

**KILLS IMPORTED AND  
NATIVE FIRE ANTS  
AND OTHER ANTS**



**AMDRO**  
PRO Fire Ant Bait

**KILLS THE QUEEN ■ DESTROYS THE MOUND**

<b>ACTIVE INGREDIENT:</b> hydramethylnon: Tetrahydro-5,5-dimethyl-2(1 <i>H</i> )-pyrimidinone (3-[4-(trifluoromethyl)phenyl]-1-(2-[4-(trifluoromethyl)phenyl]-ethenyl)-2-propenylidene)hydrazone . . . . .	0.73%
<b>Other Ingredients:</b> . . . . .	99.27%
<b>Total:</b> . . . . .	100.00%

EPA Reg. No. 241-322

EPA Est. No. is indicated by the fifth letter of the code printed on this container:

P = 5905-AR-001      L = 5905-GA-001

**KEEP OUT OF REACH OF CHILDREN  
CAUTION! ¡PRECAUCION!**

Si usted no entiende la etiqueta, busque a alguien para que se la explique a usted en detalle.  
(If you do not understand the label, find someone to explain it to you in detail.)

See Back of Bag for **First Aid, Precautionary Statements, Directions for Use,  
Conditions of Sale and Warranty**, and state-specific crop and/or use site restrictions.

In case of an emergency endangering life or property involving this product, call day or night 1-800-832-HELP.



**NET CONTENTS: 25.0 lb. (11.3 kg)**

67402502 NVA 2009-05-166-0268

Manufactured for:  
BASF Corporation  
26 Davis Drive  
Research Triangle Park, NC 27709

**■ BASF**  
The Chemical Company

1 00 43162 56428 4



1 00 43162 56428 4

## KILLS IMPORTED AND NATIVE FIRE ANTS AND OTHER ANTS



### FIRST AID

<b>If on skin or clothing</b>	<ul style="list-style-type: none"> <li>• Take off contaminated clothing.</li> <li>• Rinse skin immediately with plenty of water for 15-20 minutes.</li> <li>• Call a poison control center or doctor for treatment advice.</li> </ul>
<b>If in eyes</b>	<ul style="list-style-type: none"> <li>• Hold eye open and rinse slowly and gently with water for 15-20 minutes.</li> <li>• Remove contact lenses, if present, after the first 5 minutes, then continue rinsing.</li> <li>• Call a poison control center for treatment advice.</li> </ul>
<b>If swallowed</b>	<ul style="list-style-type: none"> <li>• Call a poison control center or doctor immediately for treatment advice.</li> <li>• Have person sip a glass of water if able to swallow.</li> <li>• <b>DO NOT</b> induce vomiting unless told to do so by the poison control center or doctor.</li> <li>• <b>DO NOT</b> give anything by mouth to an unconscious person.</li> </ul>

### HOT LINE NUMBER

Have the product container or label with you when calling a poison control center or doctor or going for treatment. You may also contact BASF Corporation for emergency medical treatment information: 1-800-832-HELP (4357).

### PRECAUTIONARY STATEMENTS

#### HAZARDS TO HUMANS (AND DOMESTIC ANIMALS)

## CAUTION!

Harmful if absorbed through skin. Causes moderate eye irritation. Avoid contact with eyes, skin or clothing. May be harmful if swallowed.

**Personal Protective Equipment (PPE):** Applicators and other handlers must wear:

- Long-sleeved shirt and long pants
- Chemical-resistant gloves (such as rubber or waterproof gloves)
- Shoes plus socks

Follow manufacturer's instructions for cleaning/maintaining PPE. If no such instructions for washables exist, use detergent and hot water. Keep and wash PPE separately from other laundry.

#### Engineering Controls

When handlers use closed systems, enclosed cabs, or aircraft in a manner that meets the requirements listed in the Worker Protection Standard (WPS) for agricultural pesticides [40 CFR 170.240(d)(4-6)], the handler PPE requirements may be reduced or modified as specified in the WPS.

### User Safety Recommendations

#### Users should:

- Wash hands before eating, drinking, chewing gum, using tobacco or using the toilet.
- Remove clothing/PPE immediately if pesticide gets inside. Then wash thoroughly and put on clean clothing.
- Remove PPE immediately after handling this product. Wash the outside of gloves before removing. As soon as possible, wash thoroughly and change into clean clothing.

#### Environmental Hazards

This product is toxic to fish. **DO NOT** apply directly to water, to areas where surface water is present, or to intertidal areas below the mean high water mark. **DO NOT** contaminate water when disposing of equipment washwaters. **DO NOT** apply when weather conditions favor drift from target areas.

#### General Information

**AMDRO® PRO Fire Ant Bait** is a bait which is highly attractive to imported and native fire ants and other ants. Worker ants carry it into the mound as food for the colony. They eat it and feed it to the queen. **AMDRO PRO** starts to kill ants immediately. In about a week the queen is dead, which destroys the mound.

Further information regarding ants may be obtained from your Cooperative Agricultural Extension Service.

## NON-AGRICULTURAL USE REQUIREMENTS

The requirements in this box apply to uses of this product that are NOT within the scope of the Worker Protection Standards for agricultural pesticides (40 CFR Part 170). The WPS applies when this product is used to produce agricultural plants on farms, forests, nurseries, or greenhouses.

- Keep unprotected persons out of treated area during pesticide applications.

### Outdoor Use

**AMDRO PRO** controls imported, little, and native fire ants and other ants, such as harvester ants and bigheaded ants. **AMDRO PRO** is for use on lawns, landscaped areas, golf courses, and other noncropland areas such as airports, roadsides, cemeteries, commercial grounds, parks, school grounds, picnic grounds, athletic fields and other recreational areas, as well as on grounds surrounding poultry houses (excluding runs and ranges) or corrals and other animal holding areas. Avoid direct exposure of animals to **AMDRO PRO** granules.

**AMDRO PRO** may be used in and around container or field-grown ornamental and nonbearing nursery stock and on sod farms (commercial turf). **AMDRO PRO** may also be applied to the soil around nonbearing fruit or nut trees. **DO NOT** harvest food/feed from nonbearing nursery stocks within one year of application.

**DO NOT** graze or feed lawn or sod clippings to livestock.

Treatment	Rate	Comments
Individual mounds: imported fire ants little fire ants native fire ants harvester ants bigheaded ants	2 to 5 level tablespoons	Distribute bait uniformly around the mound. <b>DO NOT</b> disturb the mound. <b>DO NOT</b> apply more than 2.0 lb per acre. <b>DO NOT</b> contaminate kitchen utensils by use or storage.
Broadcast treatment: imported fire ants little fire ants native fire ants harvester ants	1.0 - 1.5 lb/acre [2.0 - 3.0 oz/5,000 square feet]	Broadcast bait uniformly with ground (granular spreaders) or aerial equipment.
Broadcast treatment: bigheaded ants	1.0 - 2.0 lb/acre [2.0 - 4.0 oz/5,000 square feet]	Broadcast bait uniformly with ground (granular spreaders) or aerial equipment.

Apply when ants are actively foraging (typically when soil temperature is greater than 60°F).

Repeat applications as needed.

### Grass Forage (Pasture and Rangeland) Use

**AMDRO PRO** controls imported, little and native fire ants and other ants, such as harvester ants and bigheaded ants. **AMDRO PRO** may only be applied to grass forage (pasture and rangeland) for the control of fire ants only in the following states: Alabama, Arkansas, Florida, Georgia, Louisiana, Mississippi, North Carolina, Oklahoma, South Carolina, Tennessee, Texas, and Virginia. Use of **AMDRO PRO** on grass forage in states other than those listed is unlawful. Reference the table below for application directions. Applications of **AMDRO PRO** to grass forage may not exceed a maximum rate of 8.0 pounds per acre per year, and **AMDRO PRO** may not be applied more than 4 times per year with minimum application intervals of 90 days. **DO NOT** cut and bale hay from pastures and rangeland treated with **AMDRO PRO** until 7 days after the bait application is made. The restrictions on the use of **AMDRO PRO** on cutting and baling hay **DO NOT APPLY** when the treated pasture and rangeland is used solely to support companion animals (e.g. horses, llamas). These companion animals cannot be used for food or feed.

Treatment	Rate	Comments
Individual mounds: imported fire ants little fire ants native fire ants harvester ants bigheaded ants	2 to 5 level tablespoons	Distribute bait uniformly around the mound. <b>DO NOT</b> disturb the mound. <b>DO NOT</b> apply more than 2.0 lb. per acre. <b>DO NOT</b> contaminate kitchen utensils by use or storage.
Broadcast treatment: imported fire ants little fire ants native fire ants harvester ants	1.0 - 1.5 lb/acre [2.0 - 3.0 oz/5,000 square feet]	Broadcast bait uniformly with ground (granular spreaders) or aerial equipment.
Broadcast treatment: bigheaded ants	1.0 - 2.0 lb/acre [2.0 - 4.0 oz/5,000 square feet]	Broadcast bait uniformly with ground (granular spreaders) or aerial equipment.

Apply when ants are actively foraging (typically when soil temperature is greater than 60°F).

### AMDRO PRO plus EXTINGUISH® Professional Fire Ant Bait

Apply a blend of **AMDRO PRO** and **EXTINGUISH** to control imported fire ants in non-agricultural lands and grass forage (pasture and rangeland). **AMDRO PRO** may only be applied to grass forage (pasture and rangeland) in the following states: Alabama, Arkansas, Florida, Georgia, Louisiana, Mississippi, North Carolina, Oklahoma, South Carolina, Tennessee, Texas, and Virginia. Use of **AMDRO PRO** on grass forage in states other than those listed is unlawful. See table below for application directions. These products cannot be mixed with any other product bearing a label prohibiting against such mixing. Always read and follow all label directions when using any pesticide alone or in tank mix/hopper blend combinations. Observe all conditions, restrictions and precautions which appear on all product labels. The most restrictive labeling applies when using tank mixtures.

Treatment	Rate	Comments
Broadcast treatment: Imported fire ants	0.75 lb/acre <b>AMDRO PRO</b> plus 0.75 lb/acre <b>EXTINGUISH</b>	Mix bait products together thoroughly prior to application; distribute bait uniformly with ground (granular spreaders) or aerial equipment.

Apply when ants are actively foraging (typically when soil temperature is greater than 60°F). Test using a small amount of bait near a fire ant mound.

# AMDRO<sup>®</sup>

## Fire Ant Bait



**KILLS THE QUEEN**  
**DESTROYS THE MOUND**

### Pineapple Use

For use in pineapple fields and in uncultivated land surrounding pineapple fields to control pest ants.

Treatment	Rate	Comments
Individual mounds: imported fire ants little fire ants native fire ants bigheaded ants	5 level tablespoons	Distribute bait uniformly around the mound. <b>DO NOT</b> disturb the mound. <b>DO NOT</b> contaminate kitchen utensils by use or storage.
Broadcast treatment: imported fire ants little fire ants native fire ants	1.0 - 1.5 lb/acre/application	Broadcast by ground or aerial equipment (helicopter only) using disc or turbine blower type spreaders to all infested fields. Apply the first application approximately one month after planting. Apply <b>AMDRO PRO</b> no more than 4 applications per 12-month period with minimum application intervals of 90 days.
Broadcast treatment: bigheaded ants	1.0 - 1.5 lb/acre/application for moderate infestations 1.5 - 3.0 lbs/acre/application for heavier infestations	Broadcast by ground or aerial equipment (helicopter only) using disc or turbine blower type spreaders to all infested fields. Apply the first application approximately one month after planting. Apply <b>AMDRO PRO</b> no more than 4 applications per 12-month period with minimum application intervals of 90 days.

Conduct ant surveys to monitor ant populations before and after treatments. Apply when ants are active (typically when soil temperature is greater than 60°F).

**DO NOT** exceed 6.0 lbs of **AMDRO PRO** per acre within any 12-month period.

Aerial applications are prohibited within 200 feet of irrigation ditches, streams, ponds and public roadways, and 1000 feet of residential areas.

**DO NOT** harvest within thirty (30) days after last application.

**DO NOT** make applications if it is likely to rain within an hour of application.

Green chop (leaves and crowns) shall not be fed to animals.

### Tropical Fruit and Nut Orchard Crop Use Applied in Bait Stations

**AMDRO PRO** may be used in tropical fruit and nut orchards when applied in bait stations. This treatment involves placing **AMDRO PRO** into bait stations (see section below entitled **Use Directions for AMDRO PRO Applied in Bait Stations** for list of applicable bait stations) that have been positioned in and around the listed orchard crops.

**DO NOT** apply **AMDRO PRO** directly to the ground around these crops. **DO NOT** apply directly to any part of the crop plant.

Tropical fruit and nut orchard crops include the following: acerola, ambarella, blimbe, carob bean, cashew, date, fig, guava, imbu, jaboticaba, jujube, Indian jujube, natal plum, noni, olie, otaheite gooseberry, mountain papaya, persimmon, pomerac, rose apple, sentul, starfruit, surinam cherry, abiu, akee apple, atemoya, avocado, banana, biriba, breadfruit, canistel, cherimoya, custard apple, durian, feijoa, Governor's plum, ilama, imbe, jackfruit, longan, lychee, mamey apple, mango, mangos-teen, marmaladebox, monstera, naranjilla, papaya, passionfruit, pawpaw, pitaya, pomegranate, prickly pear, pulasan, rambutan, sapodilla, black sapote, green sapote, mamey sapote, soursop, Spanish lime, star apple, strawberry pear, sugar apple, tamarind, wax jambu, macadamia nut, betel nut, coconut, pili nut, coffee, citrus, almond.

Apply for control of bigheaded ants or fire ants or little fire ants.

When applying for control of little fire ants, apply **AMDRO PRO** in orchards only during non-fruiting periods of the growing season to avoid possible contamination of the fruit. Remove bait stations from orchard after flowering but before fruiting structures appear on crop plants. **DO NOT** apply **AMDRO PRO** in orchards when fruits are present on crop plants.

### Grape and Blueberry Crop Use Applied in Bait Stations

**AMDRO PRO** may be used in grape and blueberry crops when applied in bait stations. This treatment involves placing **AMDRO PRO** into bait stations (see section below entitled **Use Directions for AMDRO PRO Applied in Bait Stations** for list of applicable bait stations) that have been positioned in and around these crops.

**DO NOT** apply **AMDRO PRO** directly to the ground around these crops. **DO NOT** apply directly to any part of the crop plant.

Apply for control of bigheaded ants or fire ants or little fire ants.

When applying for control of little fire ants, apply **AMDRO PRO** in crops only during non-fruiting periods of the growing season to avoid possible contamination of the fruit. Remove bait stations from crops after flowering but before fruiting structures appear on crop plants. **DO NOT** apply **AMDRO PRO** in crops when fruits are present on crop plants.

### Use Directions for AMDRO PRO Applied in Bait Stations

**1. Bait Station Applications in fields with actively foraging ants:** See the **BAIT STATION Chart** to determine the amount(s) of **AMDRO PRO** to be placed into bait stations that are spaced at various lengths. Place the specified amount of **AMDRO PRO** into the bait station depending on the spacing of bait stations in the fields. Other bait station spacing may be used (e.g. 8 x 8, 22 x 22, etc.) depending on the design of the orchard, spacing of trees and/or applicator preference to keep bait stations away from heavy traffic areas or roads or alley ways. Then, the amount of **AMDRO PRO** to be placed in the bait station needs to be recalculated depending on the actual spacing of bait stations used. **DO NOT** exceed 1.5 lb of **AMDRO PRO** per acre when applied in bait stations.

#### BAIT STATION Chart

Bait Station spacing (feet x feet)	Amount (in grams) of AMDRO PRO placed into each bait station	Amount (in ounces) of AMDRO PRO placed into each bait station
50 x 50	39	1.375
45 x 45	31.6	1.115
40 x 40	25	0.88
35 x 35	19.2	0.675
30 x 30	14	0.495
25 x 25	10	0.345
20 x 20	6.5	0.22
15 x 15	3.5	0.124
10 x 10	1.6	0.055

After a minimum of 2 weeks, move bait stations further away from treated area into adjacent infested areas. Place bait stations at desired spacing and place the specified amount of **AMDRO PRO** into the bait station. However, if ants continue to be actively foraging in or around the bait stations, leave bait stations in place (and refill as necessary only with the specified amounts of **AMDRO PRO**) until foraging activity is minimal or has ceased. Bait stations need not be placed immediately adjacent to nests.

**2. Bait Station Applications along field border (to prevent ants from reinfesting field):** Place bait stations in border areas of the fields at between 10 ft x 10 ft and 50 ft x 50 ft spacings, depending on orchard configuration and intensity of ant infestation. See **BAIT STATION Chart**, and place the specified amount of **AMDRO PRO** into the bait station depending on the spacing of bait stations. Monitor stations at 2-week intervals and replace **AMDRO PRO** as necessary.

**3. Bait Replacement in Bait Stations:** Monitor bait stations to determine if ants are present. If ants are not present or **AMDRO PRO** has remained in the bait station for >10 weeks, remove **AMDRO PRO** from the bait station and distribute uniformly in noncrop border areas. Replace with the specified amount (see chart above, amount depends on bait station spacing) of fresh **AMDRO PRO** in the bait station, and continue to monitor ant activity and **AMDRO PRO** at 2-week intervals; or remove bait station from site.

**AMDRO PRO** may remain effective for up to 10 weeks (or longer) depending on environmental conditions. Excessively wet (prolonged high humidity, frequent and prolonged rainfall, and heavy mist) conditions may reduce the effectiveness of **AMDRO PRO**. Monitor ant activity in and around bait station and replace bait as necessary. Monitor ant activity either by visual or mechanical (e.g. traps) methods.

**4. Bait Stations:** Several bait stations have been tested and allow the ants to take the bait [e.g. **Perimeter Patrol System™**, **Drax Liquidator**, **A.C.E. Station**, **Ants-No-More**]. Bait stations that minimize exposure to sunlight (dark colored) and moisture will help retain the effectiveness of **AMDRO PRO**.

#### Indoor Use

**AMDRO PRO** controls imported and native fire ants and other ants, such as harvester ants and bigheaded ants. For use in homes, residential, commercial and other structures, and in the nonfood/feed areas of institutional, warehousing and commercial establishments, such as groceries and supermarkets, hotels and motels, hospitals and nursing homes, schools, laboratories, computer facilities, food storage areas, sewers, transportation equipment, pet shops, or zoos, and in the inedible product areas of meat or poultry plants. Nonfood areas are areas such as garbage rooms, lavatories, floor drains (to sewers), entries, and vestibules, offices, locker rooms, machine rooms, boiler rooms, garages, mop closets and storage (after canning or bottling). In the home, all food processing surfaces and utensils should be covered during treatment or thoroughly washed before use. Exposed food should be covered or removed.

Using a duster, or similar equipment, apply bait **ONLY** into cracks and crevices or other inaccessible areas such as, but not limited to, structural voids, unfinished attics or crawl spaces. Apply 0.25 to 0.5 ounce per crack, crevice or other inaccessible area where ants are entering the structure or where ants are nesting. Clean up any loose or excess bait. Apply evenly in unfinished attics and crawl spaces at a rate of 0.25 ounce per 100 sq feet only if the space is secured or otherwise inaccessible to children or domestic animals.

#### Aerial Drift Management

Avoiding drift at the application site is the responsibility of the applicator. The interaction of many equipment- and weather-related factors determine the potential for drift. The applicator and the grower are responsible for considering all these factors when making decisions.

Where states have more stringent regulations, they should be observed.

The applicator should be familiar with and take into account the information covered in **aerial drift reduction advisory** Information.

#### Aerial Drift Reduction Advisory

**APPLICATION HEIGHT:** Applications should not be made at a height greater than 10 feet above the top of the largest plants unless a greater height is required for aircraft safety.

**SWATH ADJUSTMENT:** When applications are made with a crosswind, the swath will be displaced downwind. Therefore, on the up and downwind edges of the field, the applicator must compensate for this displacement by adjusting the path of the aircraft upwind. Swath adjustment distance should increase, with increasing drift potential (higher wind, etc.)

**WIND:** Drift potential is lowest between wind speeds of 2 to 10 mph. However, many factors, including equipment type, determine drift potential at any given speed.

**NOTE:** Local terrain can influence wind patterns. Every applicator should be familiar with local wind patterns and how they affect drift.

**SENSITIVE AREAS:** The pesticide should only be applied when the potential for drift to adjacent sensitive areas (e.g. residential areas, bodies of water, known habitat for threatened or endangered species, nontarget crops) is minimal (e.g. when wind is blowing away from sensitive areas).

#### STORAGE AND DISPOSAL

**Prohibitions:** **DO NOT** contaminate water, food or feed by storage or disposal. Open dumping is prohibited.

**Storage:** Store in cool, dry, secure place and keep container tightly closed. Store container away from pets. This product is formulated in an oil bait. Prolonged exposure to air may turn oil rancid and reduce the attractiveness of the bait. Use within 3 months after opening.

**Pesticide Disposal:** Wastes resulting from the use of this product may be disposed of on site or at an approved waste disposal facility.

**CONTAINER DISPOSAL: (for plastic containers) Nonrefillable Container. DO NOT reuse or refill this container.** After completely emptying container into application equipment, offer for recycling, if available, or reconditioning, if appropriate, or puncture and dispose of in a sanitary landfill, or by incineration, or by other procedures approved by state and local authorities. **(for paper or plastic bags) Nonrefillable Container. DO NOT reuse or refill this container.** After completely emptying container into application equipment, dispose of empty bag in a sanitary landfill, or by incineration, or by other procedures approved by state and local authorities.

#### Conditions of Sale and Warranty

The **Directions For Use** of this product reflect the opinion of experts based on field use and tests. The directions are believed to be reliable and must be followed carefully. However, it is impossible to eliminate all risks inherently associated with the use of this product. Ineffectiveness or other unintended consequences may result because of such factors as weather conditions, presence of other materials, or use of the product in a manner inconsistent with its labeling, all of which are beyond the control of BASF CORPORATION ("BASF") or the Seller. To the extent consistent with applicable law, all such risks shall be assumed by the Buyer. BASF warrants that this product conforms to the chemical description on the label and is reasonably fit for the purposes referred to in the **Directions For Use**, subject to the inherent risks, referred to above. **TO THE EXTENT CONSISTENT WITH APPLICABLE LAW, BASF MAKES NO OTHER EXPRESS OR IMPLIED WARRANTY OF FITNESS OR MERCHANTABILITY OR ANY OTHER EXPRESS OR IMPLIED WARRANTY. TO THE EXTENT CONSISTENT WITH APPLICABLE LAW, BUYER'S EXCLUSIVE REMEDY AND BASF'S EXCLUSIVE LIABILITY, WHETHER IN CONTRACT, TORT, NEGLIGENCE, STRICT LIABILITY, OR OTHERWISE, SHALL BE LIMITED TO REPAYMENT OF THE PURCHASE PRICE OF THE PRODUCT. TO THE EXTENT CONSISTENT WITH APPLICABLE LAW, BASF AND THE SELLER DISCLAIM ANY LIABILITY FOR CONSEQUENTIAL, EXEMPLARY, SPECIAL OR INDIRECT DAMAGES RESULTING FROM THE USE OR HANDLING OF THIS PRODUCT.** BASF and the Seller offer this product, and the Buyer and User accept it, subject to the foregoing **Conditions of Sale and Warranty** which may be varied only by agreement in writing signed by a duly authorized representative of BASF. PC309

**AMDRO** is a registered trademark of Central Garden and Pet Company.

**EXTINGUISH** is a registered trademark of Wellmark International.

**Perimeter Patrol System** is offered for sale by B&G Equipment Company.

**Drax** is a registered trademark of Waterbury Companies, Incorporated.

**Ants-No-More** is a registered trademark of Kness Mfg. Co., Inc.

© 2008 BASF Corporation  
All rights reserved.

000241-00322.20090727.NVA 2008-04-166-0064  
Based on: NVA 2008-04-166-0008  
Supersedes: NVA 2007-04-166-0005